




RT Composite™ Trim Head Screws

Reverse Threads Prevent Mushrooming



**RECESSED
STAR DRIVE**

Zero Stripping, with 6 points of contact

TRIM HEAD

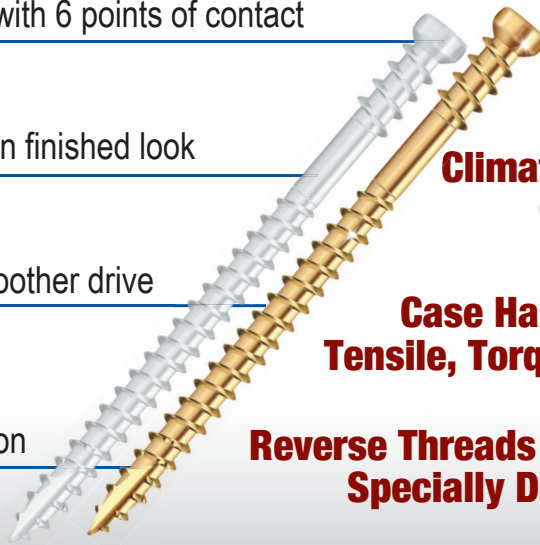
Allows for a clean finished look

W-CUT™

Low torque, smoother drive

ZIP-TIP™

No pre-drilling,
faster penetration



ÜberGrade™

**Code Approved with
Structural Values**

**Climatek™ Coating is AC257
Code Approved for use
in Treated Lumber**

**Case Hardened Steel with High
Tensile, Torque and Shear Strength**

**Reverse Threads Prevent Mushrooming,
Specially Designed for Composite
and PVC Trim**

DRIVE WITH SPEED, QUALITY & CONFIDENCE
WWW.GRKFASTENERS.COM
800.263.0463




FIN/Trim™ Technical Data

Building Code Approved with
a Limited Lifetime Warranty.



IBC/IRC Code Compliant ESR #3201



RT™ Reverse Thread Trim Head Screws are optimized for use with all Composite, PVC and Capstock Decking and exterior trim. It leaves a clean look as the tiny heads disappear when countersunk. Available in #8 and #9 gauge diameters in lengths from 2" to 2-1/8". Approved for use in all applications that include pressure treated lumber. Available in both WHITE or standard Climatek™ finish and PHEINOX™ stainless steel (with and without white head option)



FASTENER DESIGNATION	OVERALL LENGTH (inches)	LENGTH OF THREAD (inches)	MINOR THREAD DIAMETER (inches)	SHANK DIAMETER (inches)	OUTSIDE THREAD DIAMETER (inches)	ALLOWABLE STEEL STRENGTH			
						Bending Yield Strength F_{yb} (psi)	Tensile (psi) [pounds]	Shear (psi) [pounds]	
TRIM	8x2 1/2"	2 3/8	1 1/2	0.106	0.116	0.160	156220	56580 [499]	40000 [360]
	8x2 3/4"	2 3/4	1 7/8						
	8x3 1/8"	3 1/8	2 1/8						
	9x2 1/2"	2 3/8	1 5/8	0.114	0.128	0.176	155030	57000 [576]	42160 [425]
	9x2 3/4"	2 3/4	1 3/4						
	9x3 1/8"	3 1/8	2 1/8						

For SI: 1 inch = 25.4 mm; 1 psi = 6.9 kPa. Bending yield strength determined in accordance with ASTM F 1575 using the minor thread diameter. Length of thread includes tip.

FASTENER DESIGNATION	WITHDRAWAL, W (lbs./in.) FOR SPECIFIC GRAVITIES OF:	
	0.67	
TRIM	# 8	873
	# 9	1106

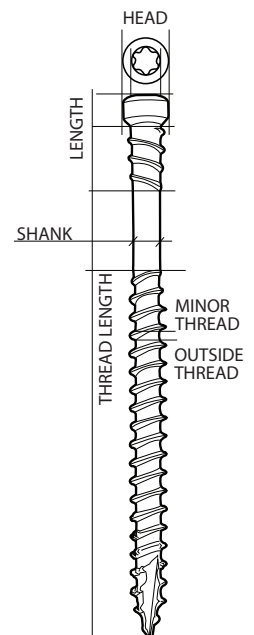
For SI: 1 inch = 25.4 mm; 1 lbf/in = 175.127 N/m. Fastener withdrawal was tested in accordance with ASTM D 1761. [Tabulated Withdrawal Ultimate Values (W) are in Pounds per Inch of Thread Penetration into Side Grain of Main Member]

FASTENER DESIGNATION	PULL-THROUGH, P (lbs./in.) FOR SPECIFIC GRAVITIES OF:	
	0.67	
TRIM	# 8	393
	# 9	602

For SI: 1 inch = 25.4 mm; 1 lbf/in = 175.127 N/m. Fastener pull-through testing was performed in accordance with ASTM D 1037 [Tabulated Pull-Through Ultimate Values (P) are in Pounds per Inch of Side Member Thickness]

FASTENER DESIGNATION	SIDE MEMBER THICKNESS, t_s (inches)	FASTENER PENETRATION, p (inches)	REFERENCE LATERAL ULTIMATE VALUE, Z (pounds) FOR SPECIFIC
			Parallel to Grain, $Z_{ }$
TRIM	8x2 1/2"	25/32	388
	8x2 3/4"	25/32	
	8x3 1/8"	25/32	421
	9x2 1/2"	25/32	607
	9x2 3/4"	25/32	
	9x3 1/8"	25/32	520

For SI: 1 inch = 25.4 mm. Lateral load testing was performed in accordance with ASTM D 1761.



DRIVE WITH SPEED, QUALITY & CONFIDENCE

WWW.GRKFASTENERS.COM
800.263.0463